


KAPS ELECTRICALS (REGD.)
 AN ISO 9001:2015 CERTIFIED COMPANY
 J-54,44 Sector-1, DSIIDC
 Indl. Area Bawana, New Delhi-110039
 Email :windaircare@gmail.com
 follow on Instagram : @windairelectric
www.windairelectric.com


 Windair Care
 Toll Free No. **18001035494**



Windair®
 winners' choice



Collection
 2020-21

















Mr. Ram Karan Yadav
(MD)

Introduction

Windair, India's leading Electric and Electronic consumer products manufacturer is a name trusted all over India. Since 1987, we have followed the principle of serving people with premium quality products. Company being first founder by Mr. Ram Karan Yadav. Windair stands for winning the heart of people with stylish, sleek and energy efficient products. We regularly manufacture fans range & Home appliances under one brand Windair to provide complete range of basket, forming a trusted, Unbreakable and complete relation with our channel partner & consumer



CONTENTS

	Ceiling Fan 48" 4-14		Mixer Grinder 22
	Ceiling Fan 24"/36" 15		Juicer Mixer Grinder 23
	Pedestal Fan 16		Iron/Blender 24
	Table Fan/Wall Fan 17		Induction Cooker Madhani 25
	Ventilation Fan 18		Geyser 26-27
	Fresh Air Fan 19		Room Heater 28
	Air Cooler 20-21		Immersion Rod 29



CEILING FAN
SWEEP : 1200MM (48")




VICTORY-400

Smoke Brown



White

Sweep mm	Speed RPM	Consumption Watts	Air Delivery m/min
1200	400	70	225



CEILING FAN
SWEEP : 1200MM (48")



HURRICANE

Pearl White




Smoke Brown

Sweep mm	Speed RPM	Consumption Watts	Air Delivery m/min
1200	400	70	225





CEILING FAN
SWEEP : 1200MM (48")

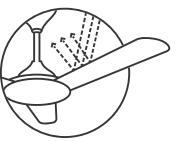


RITZ DECO
Pure Gold

CEILING FAN
SWEEP : 1200MM (48")



MEGA FLO DECO
Metallic Blue



Attracts 50% less dust than regular fans.



Easy to clean with just a single swipe.



Stain-free and sparkling new look with every clean.



Beige Brown



Metallic Blue



Ivory



Smoke Brown



Pure Gold



Beige Brown

Sweep mm	Speed RPM	Consumption Watts	Air Delivery m/min
1200	400	70	225

HIGH SPEED
 COPPER WINDING
 WIDE ANGLE AIR FLOW
 ENERGY EFFICIENT PERFORMANCE
 HCH
FITTED WITH HCH DOUBLE BALL BEARING

Sweep mm	Speed RPM	Consumption Watts	Air Delivery m/min
1200	400	70	225

HIGH SPEED
 COPPER WINDING
 WIDE ANGLE AIR FLOW
 ENERGY EFFICIENT PERFORMANCE
 HCH
FITTED WITH HCH DOUBLE BALL BEARING



CEILING FAN
SWEEP : 1200MM (48")



NEW ERA DECO

Beige Brown



Pure Gold



Also Available In Colour
● Brown / ○ White



DUSTER DECO

Smoke Brown



Ivory

Sweep mm	Speed RPM	Consumption Watts	Air Delivery m/min
1200	400	70	225



HIGH SPEED



COPPER WINDING



WIDE ANGLE AIR FLOW



ENERGY EFFICIENT PERFORMANCE



CEILING FAN
SWEEP : 1200MM (48")



SUPER FLO DECO

White



Smoke Brown



NEW FLO

White



Choco Brown

Sweep mm	Speed RPM	Consumption Watts	Air Delivery m/min
1200	400	70	225



HIGH SPEED



COPPER WINDING



WIDE ANGLE AIR FLOW



ENERGY EFFICIENT PERFORMANCE






CEILING FAN
SWEEP : 1200MM (48")



UDAAN DECO
BROWN



UDAAN
BROWN



Sweep mm	Speed RPM	Consumption Watts	Air Delivery m/min
1200	400	70	225

- HIGH SPEED
- COPPER WINDING
- WIDE ANGLE AIR FLOW
- ENERGY EFFICIENT PERFORMANCE



CEILING FAN
SWEEP : 1200MM (48")



MAX FLO DECO
Ivory



MAX FLO
BROWN



Sweep mm	Speed RPM	Consumption Watts	Air Delivery m/min
1200	400	70	225

- HIGH SPEED
- COPPER WINDING
- WIDE ANGLE AIR FLOW
- ENERGY EFFICIENT PERFORMANCE





CEILING FAN
SWEEP : 1200MM (48")




AIR FLO DECO
Ivory



Brown



AIR FLO
BROWN



Choco Brown White



Ivory

Sweep mm	Speed RPM	Consumption Watts	Air Delivery m/min
1200	400	70	225



HIGH SPEED



COPPER WINDING



WIDE ANGLE AIR FLOW



ENERGY EFFICIENT PERFORMANCE



FITTED WITH HCH DOUBLE BALL BEARING


CEILING FAN
SWEEP : 1200MM (48")




EDGE AIR DECO
Ivory



Choco Brown White



Brown



EDGE AIR
Ivory



White Choco Brown



Brown

Sweep mm	Speed RPM	Consumption Watts	Air Delivery m/min
1200	400	70	225



HIGH SPEED



COPPER WINDING



WIDE ANGLE AIR FLOW



ENERGY EFFICIENT PERFORMANCE



FITTED WITH HCH DOUBLE BALL BEARING



CEILING FAN
SWEEP : 1200MM (48")



CORONA DECO
BROWN



CORONA
BROWN



Sweep mm	Speed RPM	Consumption Watts	Air Delivery m/min
1200	400	70	225



CEILING FAN



LITTLE DUSTER FANCY
SMOKE BROWN



Little Lehar



Little Karizma



Little Royal

Sweep mm	Speed RPM	Consumption Watts	Air Delivery m/min
600	850	70	105



UDAAN DECO



UDAAN



UDAAN

Colour : Brown / Ivory / Choco Brown

Sweep mm	Speed RPM	Consumption Watts	Air Delivery m/min
900	680	64	150





PEDESTAL FAN

TABLE / WALL FAN




JUMBO
FARRATA FAN
 SIZE : 20"
 SWEEP : 500mm
 RPM : 1350



MAXY
TABLE FAN
 SIZE : 16"
 SWEEP : 400mm
 RPM : 2100
 Colour : White / White Black

MAGIC
WALL FAN
 SIZE : 12" / 16"
 SWEEP : 300 / 400mm
 RPM : 2300 / 2100
 Colour : White / White Black



TORNADO
BULLET FAN
 SIZE : 16"
 SWEEP : 400mm
 RPM : 2300



ELITE
PEDESTAL FAN
 SIZE : 16"
 SWEEP : 400mm
 RPM : 2300
 Colour : White / White Black



KWID
 SIZE : 9"
 SWEEP : 230mm
 RPM : 2000



CAMPASS
AP 3 SPEED
 SIZE : 12"
 SWEEP : 300mm
 RPM : 2300



VENTILATION FAN



AXIAL FAN

SIZE : 4"
 SWEEP : 100mm
 RPM : 2200

AXIAL FAN

SIZE : 6"
 SWEEP : 150mm
 RPM : 2000



VENTO FAN

SIZE : 8" / 10"
 SWEEP : 200/250mm
 RPM : 1500/1400



FRESH AIR FAN



FRESH AIR HI-SPEED

SIZE : 6" / 9" / 12"
 SWEEP : 150/225/300MM
 RPM : 2300



TRANSAIR FAN

SIZE : 9" / 12"
 SWEEP : 225/300MM
 RPM : 2100





AIR COOLER



WAC-20L

- Blower For Strong Air Throw
- 20Litres Tank Capacity
- Powerful Blower
- Consumes 150W Only
- Air Delivery 650m /Hr

WAC-55L HC

- Powerful Air Throw With Auto Swing
- 55Litres Tank Capacity
- Powerful 14" Fan Blade
- Consumes 180W Only
- Air Delivery 5000m /Hr
- 3 side Honey Comb Pad
- Low Noise Operation
- Motor & Pump With Thermal Overload Protection



WAC-75L HC

- Powerful Air Throw With Auto Swing
- 75Litres Tank Capacity
- Powerful 16Inch Fan Blade
- Consumes 180W Only
- Air Delivery 6500m³/Hr
- 3 side Honey Comb Pad
- Low Noise Operation
- Motor & Pump With Thermal Overload Protection



WAC-60L HC

- Powerful Air Throw With Auto Swing
- 60Litres Tank Capacity
- Powerful 16" Fan Blade
- Consumes 170W Only
- Air Delivery 5500m³/Hr
- 3 side Honey Comb Pad
- Low Noise Operation
- Motor & Pump With Thermal Overload Protection

WAC-90L HC

- Powerful Air Throw With Auto Swing
- 90Litres Tank Capacity
- Powerful 18Inch Fan Blade
- Consumes 190W Only
- Air Delivery 7000m³/Hr
- 3 side Honey Comb Pad
- Low Noise Operation
- Motor & Pump With Thermal Overload Protection



MIXER GRINDER



JUICER MIXER GRINDER



600WATTS
POWERFUL MOTOR
AURA WM-1005

AURA
• 3 Jar



750WATTS
POWERFUL MOTOR
AMAZE WM-7504

AMAZE
• 3 Jar / 4 Jar

550WATTS
POWERFUL MOTOR



ONYX
• 550 W
• JMG 3 Jar



STAR
• 550 W
• 2 Jar



NEXA
• 550 W
• 3 Jar



IRIS
• 500 W
• JMG 2 Jar





**ELECTRIC IRON / HAND BLENDER
FOOD CHOPPER**

**STEAM
IRON**



**PLAZMA
1200W**



**UNOX
1000W**



**Supreme
1000W**



**Plancha LW
1000W**



**RAPID
1000W**



**CLASSIC
750W**

HAND BLENDER



BOLD

Tigor

FOOD CHOPPER



Rust Free Stainless Steel Blades
Ergonomically Designed For Better Grip

INDUCTION COOKER / MADHANI



**ULTRA
Infra Red -WI 56**

All Utensil Working
High Grade Polish Glass
Digital Display
Touch Panel



**RAPID
Model No.- WI 66**

20a IGBT
20% Copper Coated Coil
4 Digit Display Touch Panel
280-290mm Size Polished Glass

MADHANI WITH STEEL / WOODEN






STORAGE WATER HEATER



RUBY 

Colour : White Blue 
Available in: 10, 15, 25 Liters

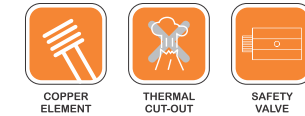
RUBY	10 Ltr.	15 Ltr.	25 Ltr.
Rated Power (W)	2000	2000	2000
Rated Max. Temp.	75±5°C	75±5°C	75±5°C
Inner Tank Material	Glass Line	Glass Line	Glass Line
Dimension (MM)	335*335*275*	355*355*325*	435*435*370*




STORAGE WATER HEATER



GRAND




Colour : Ivory 
Available in: 6, 10, 15, 25, 35, 50 Liters

GRAND	6 Ltr.	10 Ltr.	15 Ltr.	25 Ltr.
Rated Power (W)	2000	2000	2000	2000
Rated Max. Temp.	75±5°C	75±5°C	75±5°C	75±5°C
Inner Tank Material	SS Tank	SS Tank	SS Tank	SS Tank



Colour : White 
Available in: 6, 10, 15, 25 Liters



SAFARI	6 Ltr.	10 Ltr.	15 Ltr.	25 Ltr.
Rated Power (W)	2000	2000	2000	2000
Rated Max. Temp.	75±5°C	75±5°C	75±5°C	75±5°C
Inner Tank Material	Glass Line	Glass Line	Glass Line	Glass Line
Dimension (MM)	250*250*305*	250*250*385*	250*250*500*	355*355*464*




OPAL

Available in: 1 & 3 Liters



OPAL	1 Ltr.	3 Ltr.
Rated Power (W)	3000	3000
Inner Tank Material	SS Tank	SS Tank
Dimension (MM)	215*215*381*	260*260*470*



Available in: 6 Liter

GALAXY

GALAXY	800 gm.	1000 gm.
Heat Exchanger	800	1000
Burner Type	SS	SS
Warranty	1 Year	2 Year



ROOM HEATER



Heat Convector
WR-1080
Power-1000-2000W



Heat Convector
WR-1070 Metal Body
Power-1000-2000W



FURY
WR-1020
Quartz Heater
Power-400-800W



3 ROD
WR-1010
Auto Revolving
Power-1200w



Heat Convector
WR-1060
Power-1000-2000W



Ultra
Fan Heater
WR-1050
Power-1000-2000W

IMMERSION ROD



Immersion Rod
with Indicator
1000W-1500W-2000W



Water Proof
Immersion Rod
1000W-1500W-2000W

NOTES:

A series of horizontal dotted lines providing space for notes on page 30.

NOTES:

A series of horizontal dotted lines providing space for notes on page 31.